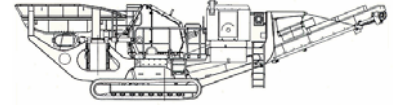




TEREX | PEGSON

428 TRAKPACTOR SPECIFICATION




Above photograph features a 428 Trakpactor fitted with the optional side conveyor and magnet

IMPACT CRUSHER

Crusher type: 428 Fixed Hammer Impactor.
Feed opening: 1067mm x 711mm.
Rotor Width: 1066 mm
Rotor Diameter: 1066 mm (Over Hammers).
Crusher frame: Fabricated from steel plate and fitted with replaceable liner plates.
Rotor: Runs in two heavy-duty spherical self aligning roller bearings and is fitted with four reversible and replaceable fixed blow bars.
Blowbars: Two full size and two half size high manganese blow bars are fitted as standard.
Impact aprons: Fitted in upper and middle positions and lined with wear resistant impact plates.
Drive: Through wedge belts with screw tension adjustment on engine.
Engine pulley: Machines built for stock are fitted with the standard speed pulley (suitable for quarry applications). The slower crusher pulley is supplied loose.
Maximum feed size: 400mm³ depending on type of blow bar and material being processed.
Impactor speeds: Slow 504 rpm (224mm diameter)
 Std. 630 rpm (280mm diameter)
Lubrication: Greased roller bearings, inner and outer labyrinth seals.

Adjustment: Manual adjustment on upper and lower aprons with overload compression springs on lower apron.
Maintenance: Hydraulic case opening
Crusher Liners: Fully lined internally with abrasion resistant steel.
Grinding path: Optional grinding path with manual adjustment and overload compression springs suitable for certain quarry applications.






APPLICATIONS

This plant is designed for both demolition and quarrying applications. When fitted with manganese blow bars the crusher will tolerate small quantities of steel reinforcing bar in the feed. However, the machine is not designed to accept large pieces of steel or other uncrushable objects, and the feed material should be assessed / inspected for suitability prior to use. It is vitally important that large pieces of steel or similar uncrushable objects are not allowed to enter the crushing chamber as severe damage and injury may occur. When High Chrome bars are fitted, no steel should be allowed to enter the chamber, the machine should only be used on quarry applications, or clean materials such as asphalt.


428 TRAKPACTOR SPECIFICATION

IMPACT CRUSHER - INTERNAL



HOPPER

Hopper type:	Fixed Hopper.
Hopper length:	4m.
Hopper width:	2.1m.
Hopper capacity:	Up to 3.8m ³ gross depending on method of feed.
Hopper body:	Hardox wear resistant steel plate with suitably braced steel sections.



VIBRATING GRIZZLY FEEDER

Type:	Spring mounted vibrating pan.
Vibrating unit:	Twin heavy-duty cast eccentric shafts running in spherical roller bearings, gear coupled at drive end.
Length:	3.8m.
Width:	1.08m.
Pan:	12mm thick abrasion resistant steel bottom plate is included in the welded construction.
Drive:	Flange mounted hydraulic motor.
Grizzly:	2.16m long double section of welded tapered finger bars at 50mm spaces fabricated in 20mm thick abrasion resistant steel.
Underscreen:	Removable rubber blanking mat fitted as standard. This can be substituted for various aperture wire meshes, available as optional extra.
Control:	Variable speed control through proportional flow control valve.



428 TRAKPACTOR SPECIFICATION

PLANT CHUTEWORK

Impactor feed chute: Fabricated in 10mm mild steel plate with full width single strand chain curtain and rubber curtain. Liners are fitted at wear points.

Grizzly fines/bypass Chute: Chutework fabricated in 6mm mild steel plate is provided with two-way flapdoor. Material passing over the blanking mat is discharged to the main product conveyor via the by-pass chute.



ON PLANT PRODUCT CONVEYOR

Conveyor Type: Troughed belt conveyor with fixed tail end.

Belt Type: Ripstop EP500/3 with 5mm top and 2mm bottom heavy-duty rubber covers.

Belt width: 1m.

Discharge Height: 3.28m.

Drive: Direct drive hydraulic motor.

Feedboot: Fabricated in mild steel plate with abrasion resistant steel liners.

Skirting: Fully skirted wear resistant rubber sealing along the conveyor length.

Belt adjustment: Belt tensioning is by use of screw adjustment at the head drum.

Belt covers: Canvas type removable dust covers are fitted at the head end beyond the magnet area.

Impact cradle: This is provided beneath the belt immediately below the impactor outlet.

Lubrication: Grease nipples located on bearing housings at tailshaft. Remote greasing for head and tail drums.

POWERPACK

Powerpack type: Caterpillar C-9

Performance: 300 HP (224kW) at 1800 rpm at sea level.

Engine: Six cylinders, four stroke, direct injection.

Fuel tank capacity: 426 Litres

CLUTCH

Clutch type: Manually operated twin disc clutch.



DUST SUPPRESSION SPRAYS

Sprays bars with atomiser nozzles are mounted over the impactor discharge point and the product conveyor head piped to an inlet manifold for client's pressured water supply.

Type: Clean water multi atomising nozzles.

Inlet: Single Point.

Pressure required: 2.8 bar (42 psi).

Water supply: 7 litres per minute

Frost Protection: Via system drain valves.

Pump: **Optional extra.**



428 TRAKPACTOR SPECIFICATION

TRACK DRIVE

Type:	Heavy-duty tracks fitted as standard.
Pitch:	160mm.
Longitudinal centres:	3.3m.
Track width:	400 mm.
Climbing grade:	30° maximum.
High speed:	1.4 km/hr.
Slow speed:	0.322 km/hr.
Drive:	Hydraulic integral motors.
Track tensioning:	Hydraulic adjuster, grease tension.



GUARDS

Wire mesh or sheet metal guards are provided for all drives, flywheels, pulleys & couplings.

The guards provided are designed and manufactured to CE & ANSI standards.



PLATFORMS

A steel grid maintenance platform is provided on one side of the feeder and impactor fitted with double row handrails and access ladders. Platforms are also included to gain access to the rear of the crusher and the powerpack.



TOOLBOX

A plant mounted lockable toolbox is provided containing the slower speed pulley, grease gun and operators manual.



428 TRAKPACTOR SPECIFICATION

CHASSIS

Heavy duty steel fabricated I section of welded construction.



PLANT CONTROLS

Controls are fitted onto the plant to operate the following items: -

- Feeder (Start/Stop/Speed).
- Optional Dirt Conveyor (Start/Stop/Raise/Lower).
- Product Conveyor (Start/Stop).
- Tracks



UMBILICAL CONTROL

An umbilical control unit is also supplied with the plant. This is fitted with controls for the track motion, feeder stop, start and a stop button for the plant.



428 TRAKPACTOR SPECIFICATION

OPTIONAL EXTRAS

(For prices refer to your dealer)

- High Chrome hammers. (Only for use when no steel in feed)
- Grinding path (not suitable for demolition applications) fitted in the lower position and lined with wear resistant impact plates on the upper section, and reversible manganese impact bars on the lower section. When fitted greater control on the product size is achieved together with improved product shape.
- Overband magnetic separator.
- Side/dirt conveyor.
- Radio remote control.
- Four full size hammers in lieu of two full and two half hammers.
- Wire meshes for feeder underscreen to separate scalplings at 10mm, 20mm, 30mm, 40mm or 50mm.
- Single idler belt weigher with integrator and speed sensing wheel fitted to the main product conveyor.

RECOMMENDED OPTIONAL EXTRAS

- Engine fire extinguisher system.
- Hydraulic driven water pump assembly to provide a pressurised water supply to the dust suppression sprays.

REMOTE CONTROL (OPTIONAL EXTRA)

This option will control the tracking function and also provides stop and start controls for the vibrating grizzly feeder, together with a stop button for the plant. **This facility is only available in certain countries where type approval has been obtained.** For a full list of countries, please consult TP or your dealer.



MAGNET (OPTIONAL EXTRA)

Magnet Type:	Suspended self-cleaning overband.
Magnet Width:	750mm.
Magnet length:	1m.
Drive:	Hydraulic Motor.
Control:	Pre-set variable speed.
Discharge chute:	Via stainless steel shedder plate.
Power:	570 Gauss at 200mm. 450 Gauss at 250mm.



428 TRAKPACTOR SPECIFICATION

ON PLANT DIRT/SIDE CONVEYOR

(OPTIONAL EXTRA)

Conveyor type: Plain troughed belt, hydraulic folding for transport.

Width: 600mm.

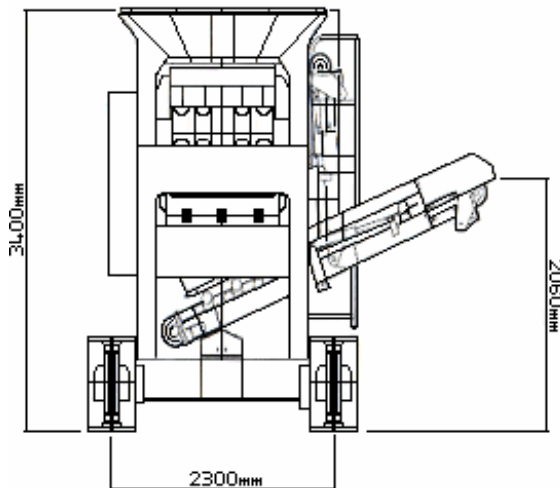
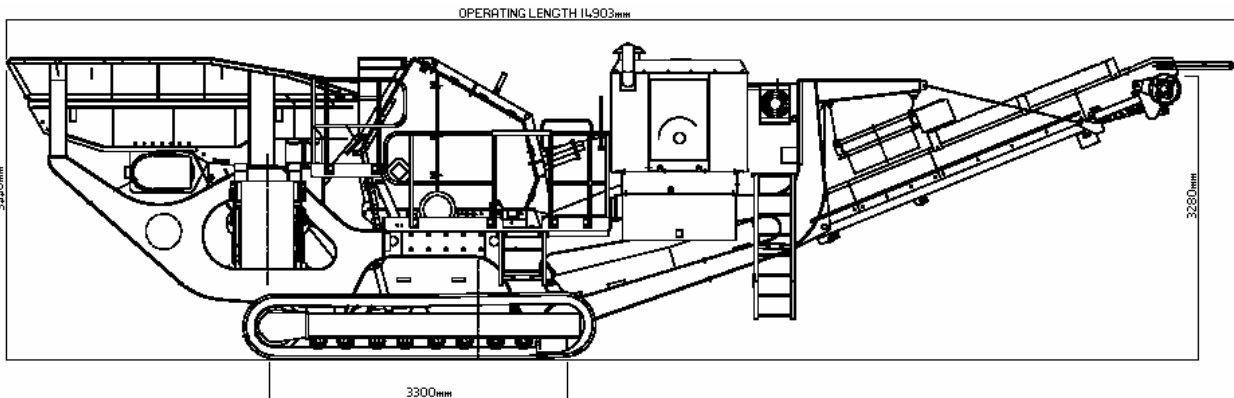
Discharge height: 2m.

Drive: Direct drive hydraulic motor.

Lubrication: Grease nipples located on bearing housing at head and tailshaft. Remote greasing for tail drums.

Skirts: Full length.

Position: Mounted to discharge on near side of plant.



APPROXIMATE OVERALL PLANT WEIGHTS & DIMENSIONS

Operating Length: 14903 mm
Operating Height: 3440 mm

Transport Length: 14903 mm
Transport Width: 2800 mm
Transport Height: 3440 mm

Total plant weight: 33500kg

PAINTING

The plant is finish painted RAL 5015 Blue. The tracks and handrails are painted RAL 7012 Grey.

General

TEREX | Pegson equipment complies with CE requirements.

The plant is designed to operate between ambient temperatures of between -10c and 40c at altitudes up to 1000 meters above sea level. For applications outside this range please consult with Terex Pegson Limited.

Above line drawings feature a 428 Trakpactor with optional magnet and side conveyor.

Please consult TEREX | Pegson if you have any other specific requirements in respect of guarding, noise or vibration levels, dust emissions, or any other factors relevant to health and safety measures or environmental protection needs. On receipt of specific requests, we will endeavour to ascertain the need for additional equipment and, if appropriate, quote extra to contract prices. Every endeavour will be made to supply equipment as specified, but we reserve the right, where necessary, to amend the specifications without prior notice as we operate a policy of continual product development. It is the importers responsibility to check that all equipment supplied complies with local legislation.